



**District Report Card: 2017**


<b>State:</b> Gujarat	<b>District:</b> Gandhinagar
<b>Class:</b> 3	<b>Subject:</b> Language
<b>Schools:</b> 61	<b>Students:</b> 1378


**Participation/Coverage**


**Students**

<b>GENDER</b> 	Boys		Girls	
	Number	%	Number	%
	661	47.97	717	52.03

<b>AREA</b> 	Rural		Urban	
	Number	%	Number	%
	1170	84.91	208	15.09

<b>CATEGORY</b> 	SC		ST		OBC		GEN	
	Number	%	Number	%	Number	%	Number	%
	62	4.50	24	1.74	1200	87.08	92	6.68

<b>CWSN</b> 	LD	VI	HI	S&LD	ID	Oth
	2	0	0	2	1	23

<b>Management</b> 	Government		Government-aided	
	Number	%	Number	%
	1320	95.79	58	4.21

**Average Performance of Students in Language (%)**

Overall	Gender		Area		Management		Social Group			
	Male	Female	Rural	Urban	Govt.	Aided	SC	ST	OBC	GEN
72.63	71.09	74.04	73.51	67.66	72.42	77.24	72.15	65.83	72.72	73.48

## Performance on Learning Outcomes (LOs)

Learning Outcomes	Description	Average Performance(%)
L304	Reads small texts with comprehension i.e., identifies main ideas, details, sequence and draws conclusions	73.79
L312	Reads printed scripts on the classroom walls: poems, posters, charts etc.	70.30

Range of Performance of Students who Answered Correctly							
Below 30%		30% - 50%		50% - 75%		Above 75%	
Number	%	Number	%	Number	%	Number	%
68	4.93	191	13.86	396	28.74	723	52.47

## Lowest Performing Learning Outcomes (LOs)

1 - Reads printed scripts on the classroom walls: poems, posters, charts etc. (70.30)

2 - Reads small texts with comprehension i.e., identifies main ideas, details, sequence and draws conclusions (73.79)